



Global Summer Programme 2026

Important Information

GSP 2026 Costs at a Glance:

Cost Category	Estimated Costs (Singapore Dollars)	Details (in approximation)
Programme Fees	3,650 – 5,830 ^[1]	<ul style="list-style-type: none"> • Application: 150 • Miscellaneous: 230 • Tuition: <ul style="list-style-type: none"> ◦ 1 course: 3,270 ◦ 2 courses: 5,450
Student Pass (Visa)	105 – 135 ^{[2][3]}	<ul style="list-style-type: none"> • Application Fee: 45 • Issuance Fee: 60/90
Accommodation in Singapore (4 weeks)	From 1,800 ^[4]	
Living Expenses in Singapore (4 weeks)	From 750 ^[4]	Please factor in costs including, but not limited to, food, transportation, telecommunication, and entertainment.
2-way Air Ticket	Varied	

[1] There will be no refund at any point in time. All payments are to be made within 5 days of the first email received.

[2] All fees are paid to the Singapore Immigrant and Checkpoints Authority (ICA) and are non-refundable.

[3] SMU has no authority to intervene or appeal on behalf of students if their applications are rejected.

[4] Cost stated is an estimate and may vary for everyone depending on personal preferences and lifestyles.

Terms and Conditions

- The 'Early Bird Special' allows fee-paying students who are not nominated by any university or agency to receive a complimentary ticket to Universal Studio Singapore if they complete their GSP application and make all required payments **by 2359 hours on 28 February 2026 (Singapore Standard Time GMT+8)**. Students who are successfully allocated a ticket will be informed by June 2026.

SMU reserves the right to change or discontinue the *Early Bird Special* without prior notice, including cancellation in unforeseen situations.

- SMU reserves the right to
 - cancel a course due to insufficient enrollment. Affected applicants will be reassigned to an alternative course, which may not be their first preference. All fees paid to SMU are non-refundable if the applicant chooses to reject the reallocation.
 - withdraw an applicant at any time if the applicant fails to comply with the stipulated deadlines and payment requirements. All fees paid to SMU prior to the administrative withdrawal are non-refundable.
- All applicants must hold a passport with a minimum validity of 6 months from the date of arrival before submitting their application. Applicants who do not meet this criterion should only apply after obtaining their new passport.
- All applicants are responsible for all associated costs and deadlines, including, but not limited to, applications and payments. SMU does not have the authority to intervene or appeal on behalf of any student if they miss any deadlines imposed by external organisations, such as ICA.



Global Summer Programme 2026


Application Guide

There are two parts to the GSP application and the whole process may take up to 15 minutes.

- Part 1: Completion and submission of application form
- Part 2: Payment of application fee

Before proceeding, please ensure that you have all the required documents in softcopy as listed in A and you do not fall under any of the categories listed in B.

If you have attended a programme at SMU before, you do not need to submit another application. Instead, please email us at smusummer@smu.edu.sg with the name of the programme you attended.

Look out for  in the guide to avoid common errors.

Note: You will be automatically logged out after 15 minutes of inactivity.

Part 1: Complete and submit your application form (Refer to Pages 3 - 18)

A: Documents Required

- Latest academic transcript or official acceptance letter from home university (in English)
- Photo identification page of a valid passport (minimum 6 months of validity from the date of arrival)
- TOEFL/IELTS test results (results obtained within last 2 years) if English is not the main language of instruction in your home university

Do not submit the GSP application form until you have all the above.

B: Categories of Students

- Pending scholarship or subsidy approval. Submit the application after the scheme is granted.
- Pending passport renewal or application. Submit the application after the new passport is ready.
- Unable to pay the SGD150 application fee via Mastercard/ Visa. Submit the application after you have the card details for payment.
- Unsure of the ability to transfer credits. Submit the application after you have your home university's approval to transfer credits for the GSP course(s).
Note: Your home university is responsible for the advice of your study plan and approval for credit(s) transfer
- Unsure of the ability to use the fund in PSEA (for Singaporean only). Submit the application after you have checked your fund balance.

Do not submit the GSP application form if you belong to any of the above.

Part 2: Make application fee payment (Refer to Pages 19 - 21)

All applicants must pay the SGD150 (non-refundable) application fee upon completion of application. Your application will only be processed **after** the payment.

You will be informed about the outcome of your application via email **within 7 working days** after the application fee payment.

Part One: Complete and Submit the Application Form

1

Create a New User Account

IMPORTANT

- ❖ Google Chrome (incognito) is the preferred browser for compatibility.
- ❖ Do not duplicate or open more than one application form tab at the same time.
- ❖ If you encounter an error message in accessing the application portal (ISIS), please clear your browser's history, cache and cookies, re-start your computer and re-open the ISIS window.

- To begin your online application, [Click HERE](#). (new link to be uploaded)
- Create a user ID and key in your email address.
- Do not attempt to create multiple accounts as each Passport Number can only be registered once. If you have attended a programme at SMU before, please email us at smusummer@smu.edu.sg.
- For students residing in the **European Union**, please remember to indicate so.



[Existing Account](#)
[Forgot User Id](#)
[Reset Password](#)

Register New Account

Thank you for your interest in applying for admission to SMU.

Please create a User ID below. Your User ID can be between 1 and 24 characters in length consisting of alphanumeric characters only. Note that your User ID will be suffixed with ".apply".

An email with your User ID and password will be sent to you at the email address that you have indicated below. You will receive this email upon completing Page 1 of the online application form (Personal Details).

You will be required to use this User ID and password the next time you access SMU's Applicant Self Service Functions.

Please indicate if you are making this application from a location in the [European Union](#), Iceland, Lichtenstein or Norway. We are collecting this information to identify applicants who are subject to the EU General Data Protection Regulation.

☐ Yes
 ☐ No

User ID: .apply

Email address:

Re-enter email address:

Password:

Re-enter Password:

Password Instructions

- Your password must be between 8 and 32 characters in length.
- Your password must contain at least 1 uppercase and 1 lowercase character(s).
- Your password must contain at least 2 digit(s) (1234567890).
- Your password must contain at least 1 special character(s) (!@#\$%^&*()_+=).

☐ I have read and understand the SMU Non-Graduating Program Privacy Statement. [Click Here](#).

[CONTINUE](#)

Part One: Complete and Submit the Application Form

2

Create a New Account - Key in your Personal Details

Step 1: Personal Details

Personal Details

Name Prefix*

Full Name*
(as shown in the NRIC/Passport)

Family Name/Surname*
(Please indicate dash "-" if you do not have a Family Name/Surname)

Gender*

Date of Birth* (DD/MM/YYYY)

Birth Country*

Ethnic Group*

Marital Status*

Religious Preference*

Citizenship Status*

Citizenship Country*

FIN Number (e.g. S1234567A)

FIN Expiry Date

Pass Type

Passport Number*

Email Address*

Re-enter email address*

CREATE NEW ACCOUNT

- **FULL** name – Type in your **FULL name (including last name/surname/middle name)**. Refer to the next page for an example.
- Family name/Surname – Surname is your family name, also called **LAST NAME**.
- Date of Birth – Enter your date of birth in **DD/MM/YYYY**. E.g., 05/01/2008 (5 January 2008)
- Ethnic Group - Choose your ethnicity.
*For students residing in the **European Union**, you are not required to indicate your ethnic group and religious preference.*
- **FIN** Number & **Pass Type** – **Leave both fields blank.**
FIN Number are granted by ICA after successful application of student's pass.
- Passport Number - Enter your passport number accurately.

NOTE:

Do not submit the application form if you are in the process of renewing your passport. Submit the application **only after** your new passport is available.

2

[illegible]

Please follow the full name on the passport, including middle name

Please refer to your passport for reference on the naming format:

- 

Part One: Complete and Submit the Application Form

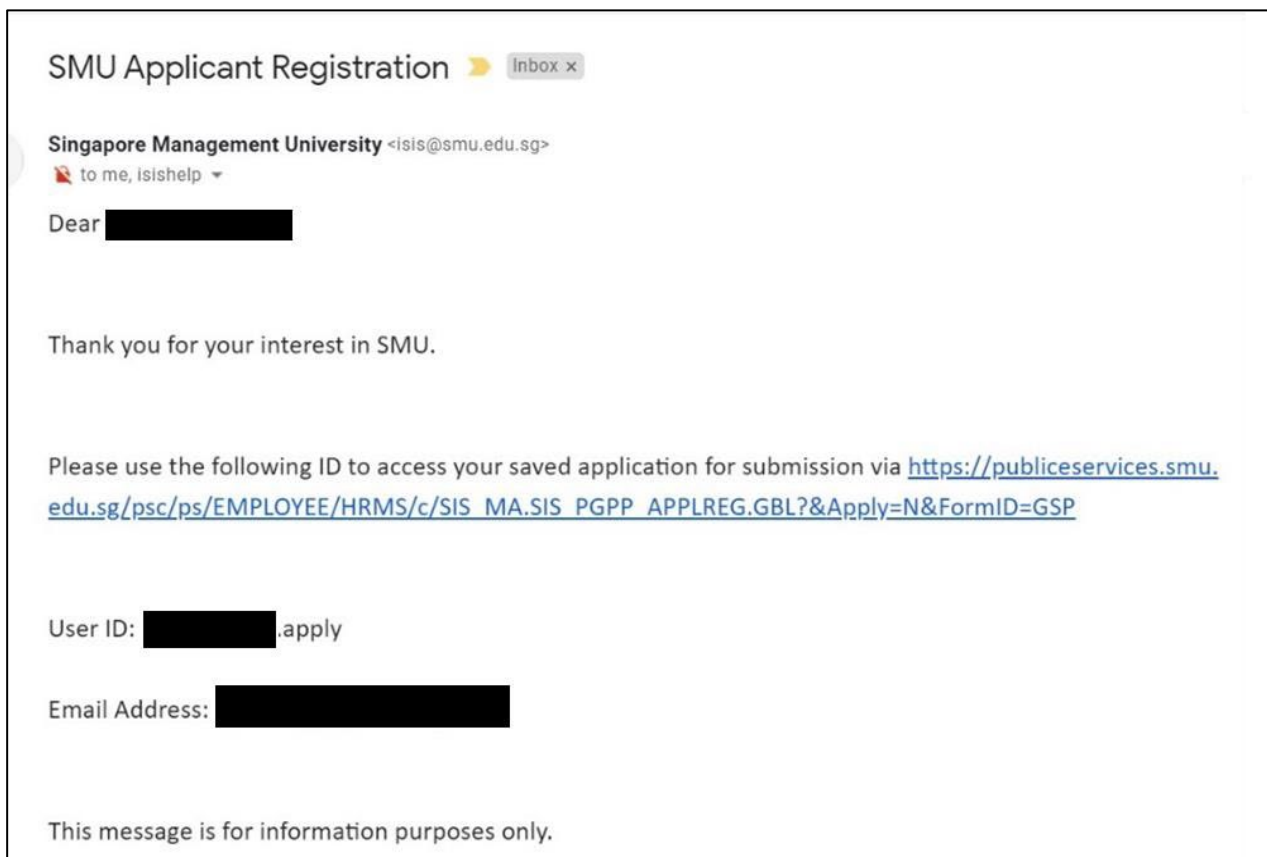
3

Email Confirmation - Successful SMU Registration Account

- You will receive an email (image below) confirming that your account is successfully created.
- It will contain your Account User ID.
- Check your spam/junk folder if you cannot find the email.
- Log into your account using the link in the email to **complete your application**.

NOTE:

- You will have to access this account again in the future.
- It is essential that you save the User ID, email and password.



Part One: Complete and Submit the Application Form

4

Continue with your Application – Confirm your Programme

SMU Global Summer Programme

Programme Details

[CONTINUE](#)
☒ I have read and understand the SMU Non-Graduating Program Privacy Statement. [Click Here.](#)

Academic Programme SMU Global Summer Programme

Academic Load Full-Time

Term 2025-26 Term 3B

Start Date 22-Jun-2026

Academic Plan Not Applicable (Default)

[MODIFY PROGRAM SELECTION](#)

This start date is meant for SMU Term 3B.
For GSP, it is under modified Term 3B. Please follow the dates below: -

GSP Session 1 will start on **29 June 2026**

GSP Session 2 will start on **13 July 2026**

5

Complete your Application – Personal Details

- Ensure that your personal details are accurate.
- Always **SAVE** your application at each section to avoid loss of information.

1

2

3

4

5

6

Personal Details

Contact Information

Educational Work/Experience

Supporting Statements

Supplementary Information

Declaration

Required

Required

Required

Required

Required

Required

Step 1: Personal Details

Personal Details

Name Prefix*

Ms

Full Name*

TAN JIN YI

(as shown in the NRIC/Passport)

Family Name/Surname*

TAN

(Please indicate dash "-" if you do not have a Family Name/Surname)

Gender*

Female

Date of Birth*

(DD/MM/YYYY)

Birth Country*

Singapore

Ethnic Group*

Chinese

Marital Status*

Married

FIN Number

Buddhism

FIN Expiry Date

Singapore Citizen

Pass Type

Singapore

Passport Number*

(e.g. S1234567A)

Email Address*

Re-enter email address*

Thank you for your interest in SMU.

To apply, please proceed to fill in all the application details. Note that an inaccurately completed form will render your entire application invalid.

PREVIOUS

SAVE

NEXT

VALIDATE

Part One: Complete and Submit the Application Form

6

Complete your Application – Contact Information

- | | | | | | |
|--------------------------------------|---|---|---|---|------------------------------|
| 1
Personal
Details
Required | 2
Contact
Information
Required | 3
Educational
Work/Experience
Required | 4
Supporting
Statements
Required | 5
Supplementary
Information
Required | 6
Declaration
Required |
|--------------------------------------|---|---|---|---|------------------------------|

Step 2: Contact Information

Addresses

Home Address

Country*

Postal Code*

House/Bldg No.*

Street Name*

Unit No.

Building Name

☒ Home Address is my mailing address

Phone Numbers

Please provide at least one contact number. For non-Singapore home or mobile numbers, please include the country code and area code.

Home

Mobile

Emergency Contact

Please provide at least one emergency contact.

Emergency Contact 1

Name ☐ Primary Contact

Relationship

Contact No. Type

Occupation

Employer

Email Address

☒ Same home address as the applicant

SAVE your application at each section to avoid loss of information.


Part One: Complete and Submit the Application Form

7

Complete your Application – Educational Work/Experience

Step 3: Educational/Work Experience

Academic Data

*Home University 

*Please indicate your current program type

*Program currently enrolled in your Home University

*Present Year of Study

*Overall Grade Point Average / Cumulative Average Point

*Are you required to complete a specific number of course units during your stay at SMU?
☐ Yes ☐ No

*Please indicate the duration of study at SMU.
 The miscellaneous fees payable will be based on the duration selected.

Choose "One Summer Term"

NOTE:



- If your university is not listed as an option, choose "9994 Other University" and type in the name of your university in the blank field provided.

SAVE your application at each section to avoid loss of information.

Part One: Complete and Submit the Application Form

8

Complete your Application – Supporting Statements



Please upload the following supporting documents **in English**.

1	2	3	4	5	6
Personal Details	Contact Information	Educational Work/Experience	Supporting Statements	Supplementary Information	Declaration
Required	Required	Required	Required	Required	Required

Step 4: Supporting Statements

Attachments
Each file attachment should be less than 500KB. We encourage you to upload a pdf document.

Item	Remarks	File Attachments	Remove File
Official Transcript*	Transcripts in foreign language must be translated into English. Please attach your transcripts in one document (no zip files please).	Photograph_and_Video_Release.pdf	
Passport*	Photocopy of your passport page/s that capture your details.	SMU_GSP_Brochure_2024.pdf	
TOEFL/IELTS Test Results	Applicants whose medium of instruction in their University is not in English must have taken TOEFL or IELTS. Only results obtained within the last 2 years will be considered.		

1. **Latest Official Transcript / AcceptanceLetter from Home University (in English).**

2. **Passport**

Passport must be valid till January 2026 and beyond. If you are renewing your passport, submit your application only after you have the new passport.



Validity must be till Jan 2026 or later

Part One: Complete and Submit the Application Form

3. **TOEFL or IELTS English Proficiency Certification** (if English is not the main language of instruction in your home university)
Test results must be obtained within the last 2 years at point of application.

The image shows two sample forms. On the left is an IELTS Test Report Form, and on the right is an ETS TOEFL iBT Institutional Score Report. A red arrow points from the text 'Personal details, picture, date of test and score must be shown clearly.' to the personal information and score sections of the TOEFL report.

Personal details, picture, date of test and score must be shown clearly.

NOTE:

You will not be able to proceed to the next page / submit your application if you have not uploaded the required documents.

SAVE your application at each section to avoid loss of information.

Part One: Complete and Submit the Application Form

9

Complete your Application – Supplementary Information

- | | | | | | |
|------------------|---------------------|-----------------------------|-----------------------|---------------------------|-------------|
| 1 | 2 | 3 | 4 | 5 | 6 |
| Personal Details | Contact Information | Educational Work/Experience | Supporting Statements | Supplementary Information | Declaration |
| Required | Required | Required | Required | Required | Required |

Step 5: Supplementary Information

*Financial Support

Please provide at least one financial support.

- ☐ Company Sponsorship
- ☐ Self Support
- ☐ Scholarship/Awards/Fellowship
- ☐ Others

If you are a Singaporean intending to utilise the funds in your PSEA, click "Others" and specify PSEA

Supplementary Questions

Do you have any existing or past criminal convictions, reprimands, warnings, police cautions, probationary orders or any pending prosecutions in Singapore courts (including SAF military courts, SPF or SCDF Disciplinary Boards) or courts of law in any other country?

☐ Yes ☒ No

Have you ever been expelled from an educational institution or suspended for an academic term of more than 3 months?

☐ Yes ☒ No

If your answer is "Yes" for any of the questions above, please provide more details below.

Part One: Complete and Submit the Application Form

9

Complete your Application – Supplementary Information

***Which session are you applying?**

* Students may apply for only one session, either Session 1 or Session 2

***How many courses are you applying for?**

* Select the number of courses you are applying for

NOTE: Please read the following:

***PLEASE SELECT THE COURSE(S) FROM THE CORRECT SESSION BELOW.**

IF YOU ARE APPLYING FOR SESSION 1, PLEASE CHOOSE THE COURSE(S) FROM SESSION 1.

IF YOU ARE APPLYING FOR SESSION 2, PLEASE CHOOSE THE COURSE(S) FROM SESSION 2.

1. Read the course outlines before selecting your preferences.
2. Consider the workload before deciding to take 1 or 2 courses.
3. Confirm credit transfer eligibility with your home university for your chosen courses.
4. Rank courses by preference, listing your top choice first. If your first choice is unavailable, the next option will be allocated, so make sure your second choice is different and one you are prepared to take. Refer to the application guide if needed.
5. Select each course only ONCE; do not repeat selections.
6. If taking 2 courses, you will be allocated one in the AM and one in the PM. Choose a maximum of 2 courses for both the AM and PM sessions.
7. SMU reserves the right to amend, change or cancel a course at any point of time.
8. SMU will endeavour to accommodate applicants with the courses of their choice wherever possible. However, applicants should note that not all requests could be met.

Please select the courses corresponding to the session you are applying for (e.g., Session 1 or Session 2) and rank them in order of preference. For the session you are not applying for, select 'Not Applicable'.

Courses are allocated on a first-come, first-served basis. If the first-choice course is full, the second choice will be considered, so students should select more than one option.

Example: Students applying for Session 1.

FOR APPLICANT WHO CHOOSE SESSION 1, PLEASE SELECT YOUR COURSE(S) HERE
SESSION 1 : 23 JUNE - 18 JULY 2025

* 1st Choice

2nd Choice

3rd Choice

4th Choice

***FOR APPLICANT WHO CHOOSE SESSION 2, PLEASE SELECT YOUR COURSE(S) HERE**
SESSION 2 : 7 JULY - 1 AUGUST 2025

* Select 'Not Applicable' for the session you are not applying to

SAVE your application at each section to avoid loss of information.

Part One: Complete and Submit the Application Form

9

Complete your Application – Supplementary Information

1	2	3	4	5	6
Personal Details	Contact Information	Educational Work/Experience	Supporting Statements	Supplementary Information	Declaration
Completed	Completed	Completed	Completed	Completed	Incomplete

*If you are a summer exchange student nominated by your home university, please enter the exchange code provided to you.

If you are an agent, please enter the agent code provided to you.

For all other applicants, please enter "NA".

You may only enter one code

Enter a code or NA

NA

*Kindly indicate if you would like to receive information from SMU about its programmes and activities ☒ Yes ☐ No

Please indicate if you would like to receive information from SMU and tick on the choice on why you choose to come to SMU for the exchange programme.

*Kindly indicate if you would like to receive information from SMU about its programmes and activities ☒ Yes ☐ No

*Why have you chosen to come to SMU for your exchange/summer/visiting program?

☐ Courses On Offer

☐ Culture of Country

☐ Advice of faculty members

☐ Family/Friends

☐ Language

☐ Reputation of the Institution

☒ Met returned exchange student

☒ Met students from Institutions

☒ Have visited before

☐ Others

Part One: Complete and Submit the Application Form

9

Complete your Application – Supplementary Information

*Special Needs

We seek your help to inform us if you have a disability, impairment or long-term medical condition (e.g. impairment of hearing, vision, speech, medical, mobility, or mental ailments or any other form of physical condition). Such information provided will assist SMU in monitoring and improving services to our students.

IMPORTANT: If you do require special assistance or facilities while studying at SMU, you must write to University's Accessibility Services at accessibility@smu.edu.sg, so that we can discuss your particular needs.

☐ Yes ☒ No

If you require special assistance, please highlight your condition(s).

- SMU provides facilities, care and services for students with special needs or disabilities to support their well-being while studying at SMU.
- Email to accessibility@smu.edu.sg
- Visit SMU's [Mrs Wong Kwok Leong Student Wellness Centre](#) to find out more.

SAVE your application at each section to avoid loss of information.

Part One: Complete and Submit the Application Form

10

Complete your Application – Declaration

IMPORTANT

- Ensure all information is correct, and all supporting documents required are uploaded.
- Once the application has been submitted, you will **not** be able to edit your application.



Step 6: Declaration

Declaration

Please verify that your details and choices are correctly entered by clicking on PREV button or click on the Steps above before proceeding to submit. Note that you will not be able to make changes to your application form after submission.

You have indicated that you are applying from the following location:

- ☐ EU, Iceland, Lichtenstein, Norway or the UK
- ☒ Non EU

Indicate accordingly

(Please amend the selection if your location has changed.)

It is essential that you have read and understood your obligations and responsibilities, as well as SMU's rights, before you declare your acceptance by clicking on the I Agree button below.

I have read the Photograph & Video Release ([download form](#)), I fully understand it, and agree to be bound by it.

Please read through the Photograph & Video Release

I declare that all the information I have given in this application is true and correct.

I understand that SMU reserves the right to reject my application.

I must inform the SMU Centre for Global Education and Opportunities immediately by email if there is any change to the information given in this application.

I agree to pay all fees within the stipulated deadline if I am successful in my application. I shall be fully responsible for the administrative withdrawal if I failed to comply with the provisions of deadline and payment and I acknowledge that all paid fees are non-refundable.

I acknowledge that I am fully responsible for all GSP related costs such as course materials, accommodation, and transport etc.

I recognise that by participating in the SMU Global Summer Programme, I commit myself to behave according to both host and home universities' rules and regulations.

I understand that upon clicking I Agree, I have to proceed to the payment page (use Application Guide) and make payment of 150 SGD application fee before this application will be processed.

☒ I Agree

27/12/2023 3:55PM

SUBMIT

Upon clicking yes, an application fee of SGD 150 will be chargeable. All applications will be considered only after payment has been made.



I must inform the International Office immediately by email if there is any change to the information given in this application.

I agree to pay the administrative fee responsible for paying my application.

I recognise that by participating in the SMU Global Summer Programme, I commit myself to behave according to both host and home universities' rules and regulations.

Upon clicking Yes, you will be submitting your application. Do you want to proceed? (32701,47)

Yes

No

SUBMIT

Part One: Complete and Submit the Application Form

11

Application Submission – Acknowledgement

The acknowledgement page shown after submitting indicates the application has been submitted.

Acknowledgement

Your Application Number is: [REDACTED]
[REDACTED]
Passport: [REDACTED]
Programme: SMU Global Summer Programme
Tel (Home): [REDACTED]
Tel (Mobile): [REDACTED]
Email Address: [REDACTED]

IMPORTANT



- Your application will only be processed after the SGD 150 application fee payment.
- See next page to Complete Part Two: Application Fee Payment.

Part Two: Application Fee Payment

Application Fee Payment

IMPORTANT

Application submission will only be processed **after** the SGD 150 application fee payment.

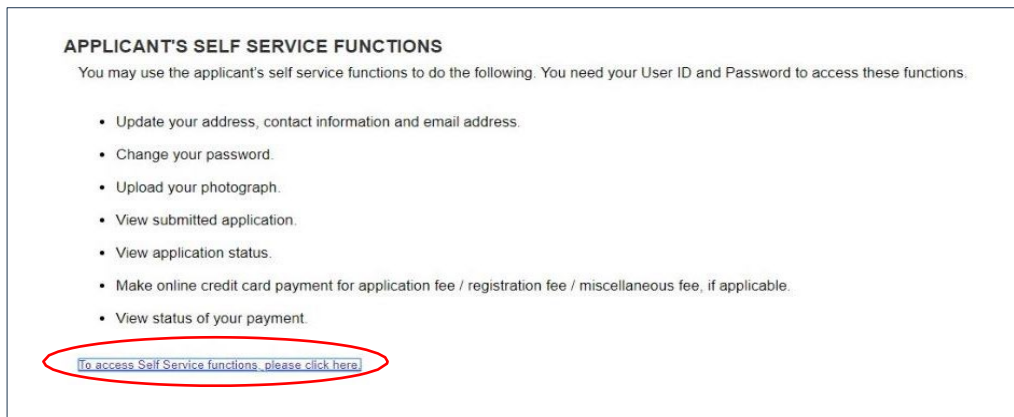
Follow the steps below to access Self-Service functions for payment.

A.

Login to [Applicant's Self Service](#) using the set of User ID (xxxx.apply) and password that you created for submission of the Online Application Form.

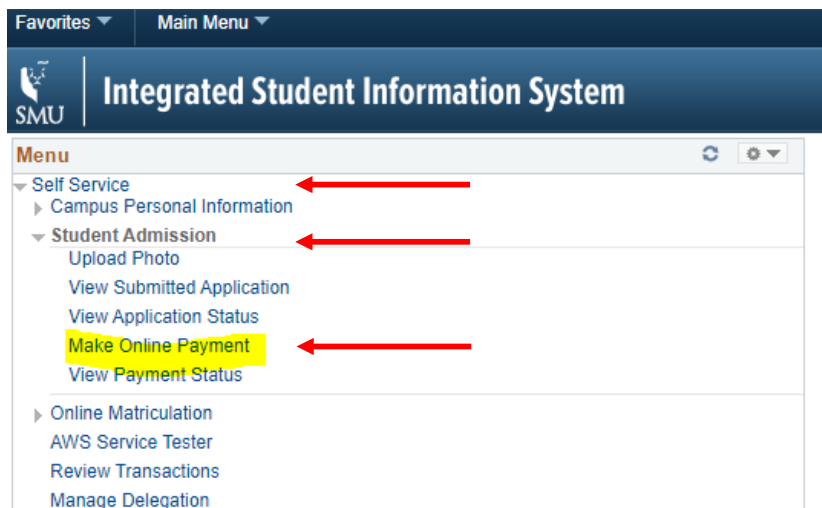
Or

Click on applicant's self service functions if you have not logged out after application form submission. See image below.



B.

In ISIS, select: "Self Service" -> "Student Admission" -> "Make Online Payment"



Part Two: Application Fee Payment

C.

Fill in all **details below** and click "Pay Fee", to proceed.

Make Online Payment

This page may take a few minutes to load due to heavy traffic.

All fees paid are non-refundable and non-transferable

Academic Career Code:

Academic Program:

Application Number: GSP

Fee Type:

Amount to Pay: 150.00

Amount Paid: 0.00

Amount Due: 150.00

***** Please read this message before making payment. *****

You will be redirected immediately to an external payment page in a new pop-up window when you click on the "Pay Fee" button.

Some users may experience problems with pop-up blockers during payment.

Please ensure that the pop-up blocker is disabled in your browser settings now, before proceeding.

Click [here](#) for the pop-up blocker FAQ.

If your payment transaction was not successful, please click [here](#) for FAQ on Payment Response.

All fees paid are non-refundable and non-transferable.

Please click Next if you wish to make an online payment now.

PAY FEE

Part Two: Application Fee Payment

D. Key in your **payment details** and proceed with payment.

- The fee is quoted in Singapore dollars (SGD) and has included the 9% Singapore Goods and Services Tax.
- All payment is to be made online via **Mastercard or Visa** only.
- After payment has been made, save a copy of your receipt.

The screenshot shows a payment interface with three tabs: **Payment**, **Review**, and **Receipt**. The **Receipt** tab is circled in red. Below the tabs, there are two main sections: **Payment Details** and **Your Order**.

Payment Details section includes:

- Card Type ***: Radio buttons for **Visa** and **Mastercard**. A note says "* Required field".
- Card Number ***: A text input field.
- Expiration Date ***: Two dropdown menus for month and year.
- CVN ***: A text input field. A note says "This code is a three or four digit number printed on the back or front of credit cards." and an image of a credit card with the number 423 is shown.
- Next**: A button at the bottom right.
- Cancel Order**: A link at the bottom left.

Your Order section includes:

- Total amount**: SGD 150.00

IMPORTANT



- All applications will only be processed after the application fee payment is made.
- You will be informed of the outcome of your application via email within 7 working days after the application fee has been received.
- Email to smusummer@smu.edu.sg with your full name stated should you encounter any errors.

Important Administrative Dates

Session 1

The table provides an overview of all Administrative Dates & Actions.

☐ Please ensure your availability and ability to commit to the following dates.

☐ *Dates are subject to change.*

Guidance to each step will be released in stages for successful applicants.

Failure to complete any action by deadline may result in administrative withdrawal.

Dates / Deadlines	Administrative Actions
15 April 2026	<ul style="list-style-type: none"> GSP 2026 application deadline
After application submission	<ul style="list-style-type: none"> Make SGD150 application fee payment (non-refundable)
5 days within SMU's email of conditional offer	<ul style="list-style-type: none"> Reply email on course acceptance and make payment of SGD230 miscellaneous fees (non-refundable) Make payment of SGD1,000 deposit (only for fee-paying students)
20 to 24 April 2026	<ul style="list-style-type: none"> Student's pass application in SOLAR and make payment of student visa processing fee to ICA (non-refundable), if applicable *
2 weeks from the date of student pass application	<ul style="list-style-type: none"> Check student's pass / visa application status, if applicable * [If approved] Book appointment for student pass collection at ICA Building and make student visa issuance fee payment to ICA (non-refundable)
27 to 29 May 2026	<ul style="list-style-type: none"> Completion of the online matriculation & submission of photo
29 May to 3 June 2026	<ul style="list-style-type: none"> Activities signup via Cvent
8 to 15 June 2026	<ul style="list-style-type: none"> Make payment for balance tuition fee (only for fee-paying students)
Prior to 29 June 2026	<ul style="list-style-type: none"> Completion of student pass formalities at ICA and collection of student pass, if applicable *
29 June 2026	<ul style="list-style-type: none"> Orientation (Mandatory)
7 July 2026	<ul style="list-style-type: none"> Collection of SMU student card (Students requiring a Student's Pass issued by ICA must present it during collection)
23 July 2026 (TBC)	<ul style="list-style-type: none"> Farewell party
22 to 29 July 2026	<ul style="list-style-type: none"> Post-programme survey (Mandatory)
31 July 2026	<ul style="list-style-type: none"> Expiration of Student's Pass (stay in Singapore only allowed with valid pass)
31 July 2026 onwards	<ul style="list-style-type: none"> Results release
Mid-September 2026	<ul style="list-style-type: none"> Digital transcript emailed directly to student's SMU campus email

* Students taking 2 courses or requiring an entry visa into Singapore must apply for a Student's Pass.

Please note that information is subject to change without prior notice.

Important Administrative Dates

Session 2

The table provides an overview of all Administrative Dates & Actions.

☐ Please ensure your availability and ability to commit to the following dates.

☐ *Dates are subject to change.*

Guidance to each step will be released in stages for successful applicants.

Failure to complete any action by deadline may result in administrative withdrawal.

Dates / Deadlines	Administrative Actions
15 April 2026	<ul style="list-style-type: none"> GSP 2026 Application deadline
After application submission	<ul style="list-style-type: none"> Make SGD150 application fee payment (non-refundable)
5 days within SMU's email of conditional offer	<ul style="list-style-type: none"> Reply email on course acceptance and make payment of SGD230 miscellaneous fees (non-refundable) Make payment of SGD1,000 deposit (only for fee-paying students)
27 April to 1 May 2026	<ul style="list-style-type: none"> Student's pass application in SOLAR and make payment of student visa processing fee to ICA (non-refundable), if applicable *
2 weeks from the date of student pass application	<ul style="list-style-type: none"> Check student's pass / visa application status, if applicable * [If approved] Book appointment for student pass collection at ICA Building and make student visa issuance fee payment to ICA (non-refundable)
3 to 5 June 2026	<ul style="list-style-type: none"> Completion of the online matriculation & submission of IP photo
12 to 17 June 2026	<ul style="list-style-type: none"> Activities signup via Cvent
22 to 29 June 2026	<ul style="list-style-type: none"> Make payment for balance tuition fee (only for fee-paying students)
Prior to 13 July 2026	<ul style="list-style-type: none"> Completion of student pass formalities at ICA and collection of student pass, if applicable *
13 July 2026	<ul style="list-style-type: none"> Orientation (Mandatory)
21 July 2026	<ul style="list-style-type: none"> Collection of SMU student card (Students requiring a Student's Pass issued by ICA must present it during collection)
6 August 2026 (TBC)	<ul style="list-style-type: none"> Farewell party
5 to 12 August 2026	<ul style="list-style-type: none"> Post-programme survey (Mandatory)
14 August 2026	<ul style="list-style-type: none"> Expiration of Student's Pass (stay in Singapore only allowed with valid pass)
14 August 2026 onwards	<ul style="list-style-type: none"> Results release
Mid-September 2026	<ul style="list-style-type: none"> Digital transcript emailed directly to student's SMU campus email.

* Students taking 2 courses or requiring an entry visa into Singapore must apply for a Student's Pass.

Please note that information is subject to change without prior notice.