



Global Summer Programme 2024

Important Information

GSP 2024 Costs at a Glance:

Cost Category	Estimated Costs (Singapore Dollars)	Details (in approximation)
Programme Fees	3,650 – 5,830 ^[1]	<ul style="list-style-type: none"> • Application: 150 • Tuition: <ul style="list-style-type: none"> ○ 1 course: 3,270 ○ 2 courses: 5,450 • Miscellaneous: 230
Student Pass (Visa)	90 – 120 ^{[2][3]}	<ul style="list-style-type: none"> • Application Fee: 30 • Issuance Fee: 60 / 90
Accommodation in Singapore (4 weeks)	From 1,600 ^[4]	
Living Expenses in Singapore (4 weeks)	From 900 ^[4]	Please factor in costs including, but not limited to, food, transportation, telecommunication, and entertainment.
2-way Air Ticket	Varied	

[1] There will be no refund at any point in time. All payments are to be made within 5 days of the first email received.

[2] All fees are paid to the Singapore Immigrant and Checkpoints Authority (ICA) and are non-refundable.

[3] SMU has no authority to intervene or appeal on behalf of students if their applications are rejected.

[4] Cost stated is an estimate and may vary for everyone depending on personal preferences and lifestyles.

Terms and Conditions

1. The 'Early Bird Special' enables fee-paying students who had not been nominated by any universities or agency to reserve a spot on the popular Drone Flying Workshop if they complete their application for GSP and make all necessary payments **by 2359 hours on 29 February 2024 (Singapore Standard Time GMT+8)**. Spots are available on a first-come-first-serve basis and students who are successfully allocated a spot will be informed by June 2024.

SMU reserves the right to terminate or modify the 'Early Bird Special' without prior notification if the workshop is fully subscribed or cancelled due to unforeseen circumstances.

2. SMU reserves the right to
 - a. cancel a course in the event of insufficient enrollment. In such cases, affected applicants will be reassigned to an alternative course, which may not be their first preference. All fees paid to SMU are non-refundable if an applicant chooses to reject the reallocation.
 - b. withdraw an applicant at any time if the applicant fails to comply with the stipulated deadlines and payment requirements. All fees paid to SMU prior to the administrative withdrawal are non-refundable.
3. All applicants must have a passport with a minimum validity of 6 months from the date of arrival before submitting their application. Applicants who do not meet this criterion should only apply after obtaining their new passport.
4. All applicants are responsible for all associated costs and deadlines, including, but not limited to, applications and payments. SMU does not have the authority to intervene or appeal on behalf of any student if they miss any deadlines imposed by external organisations, such as ICA.




Global Summer Programme 2024

Application Guide

There are two parts to the GSP application and the whole process may take up to 30 minutes.

- Part 1: Completion and submission of application form
- Part 2: Payment for application fee

Before you proceed, ensure that you have all the documents in softcopy listed in A **and** you do not belong to any of the categories listed in B. You will be automatically logged out after **15 minutes** of inactivity.

Look out for  in the guide to avoid common errors.

Part 1: Complete and submit your application form (Refer to Pages 3 - 16)

A: Documents Required

- Latest academic transcript or official acceptance letter from home university (in English)
- Photo identification page of a valid passport (minimum 6 months of validity from the date of arrival / 24 June 2024, whichever is earlier)
- TOEFL/IELTS test results (results obtained within last 2 years) if English is not the main language of instruction in your home university

Do not submit the GSP application form until you have all the above.

B: Categories of Students

- Pending scholarship or subsidy approval. Submit the application after the scheme is granted.
- Pending passport renewal or application. Submit the application after the new passport is ready.
- Unable to pay the SGD150 application fee via Mastercard/ Visa. Submit the application after you have the card details for payment.
- Unsure of the ability to transfer credits. Submit the application after you have your home university's approval to transfer credits for the GSP course(s).
Note: Your home university is responsible for the advice of your study plan and approval for credit(s) transfer
- Unsure of the ability to use the fund in PSEA (for Singaporean only). Submit the application after you have checked your fund balance.

Do not submit the GSP application form if you belong to any of the above.

Part 2: Make application fee payment (Refer to Pages 17 - 20)

All applicants must pay the SGD150 (non-refundable) application fee upon completion of application. Your application will only be processed **after** the payment.

You will be informed about the outcome of your application via email **3 to 7 working days** after the application fee payment.


Part One: Complete and Submit the Application Form

1

Create a New User Account

IMPORTANT

- ❖ Google Chrome (incognito) is the preferred browser for compatibility.
- ❖ Do not duplicate or open more than one application form tab at the same time.
- ❖ If you encounter an error message in accessing ISIS, please clear your browser's history, cache and cookies, re-start your computer and re-open the ISIS window.

- To begin your online application, [Click HERE](#).
- Create a user ID and key in **your school /institution's email address**.  Personal email address is **only acceptable** for those waiting for postgraduate programme admission.
- Do not attempt to create multiple accounts as each Passport Number can only be registered once.
- For students residing in the **European Union**, please remember to indicate so.



[Existing Account](#) [Forgot User Id](#) [Reset Password](#)

Register New Account

Thank you for your interest in applying for admission to SMU.

Please create a User ID below. Your User ID can be between 1 and 24 characters in length consisting of alphanumeric characters only. Note that your User ID will be suffixed with ".apply".

An email with your User ID and password will be sent to you at the email address that you have indicated below. You will receive this email upon completing Page 1 of the online application form (Personal Details).

You will be required to use this User ID and password the next time you access SMU's Applicant Self Service Functions.

Please indicate if you are making this application from a location in the [European Union](#), Iceland, Lichtenstein or Norway. We are collecting this information to identify applicants who are subject to the EU General Data Protection Regulation.

Yes No

User ID: .apply

Email address:

Re-enter email address:

Password:

Re-enter Password:

Password Instructions
 • Your password must be between 8 and 32 characters in length.
 • Your password must contain at least 1 uppercase and 1 lowercase character(s).
 • Your password must contain at least 2 digit(s) (1234567890).
 • Your password must contain at least 1 special character(s) (!@#%&*()_+=>).

I have read and understand the SMU Non-Graduating Program Privacy Statement. [Click Here](#).

[CONTINUE](#)

Part One: Complete and Submit the Application Form

2

Create a New Account - Key in your Personal Details

Step 1: Personal Details

Personal Details

Name Prefix* Ms

Full Name* TAN JIN YI
(as shown in the NRIC/Passport)

Family Name/Surname* TAN
(Please indicate dash "-" if you do not have a Family Name/Surname)

Gender* Female

Date of Birth* [Redacted] (DD/MM/YYYY)

Birth Country* Singapore

Ethnic Group* Chinese

Marital Status* Married

Religious Preference* Buddhism

Citizenship Status* Singapore Citizen

Citizenship Country* Singapore

FIN Number [Redacted] (e.g. S1234567A)

FIN Expiry Date [Redacted]

Pass Type [Redacted]

Passport Number* [Redacted]

Email Address* [Redacted]

Re-enter email address* [Redacted]

You may leave these fields blank.

CREATE NEW ACCOUNT



- **FULL** name – Type in your **FULL name (including last name/surname)**. Refer to the next page for an example.
- Family name/Surname – Surname is your family name, also called **LAST NAME**.
- Date of Birth – Enter your date of birth in **DD/MM/YYYY**. E.g., 05/01/2008 (5 January 2008)
- Ethnic Group - Choose your ethnicity.
*For students residing in the **European Union**, you are not required to indicate your ethnic group and religious preference.*
- **FIN** Number & **Pass Type** – **Leave both fields blank**.
FIN Number are granted by ICA after successful application of student's pass.
- Passport Number - Enter your passport number accurately.



NOTE:

Do not submit the application form if you are renewing passport. Submit the application **only after** your new passport is available.

Part One: Complete and Submit the Application Form

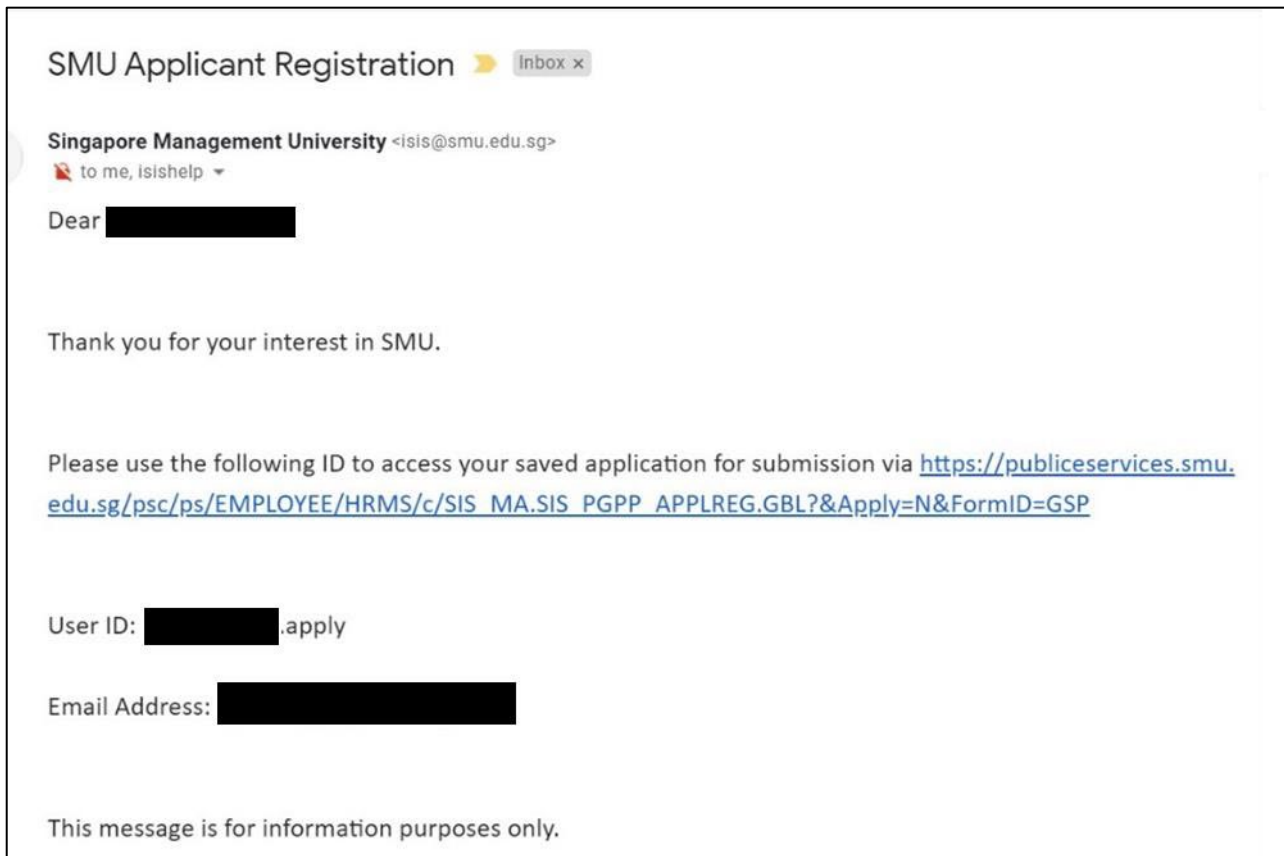
3

Email Confirmation - Successful SMU Registration Account

- You will receive an email (image below) confirming that your account is successfully created.
- It will contain your Account User ID.
- Check your spam/junk folder if you cannot find the email.
- Log into your account using the link in the email to **complete your application**.

NOTE:

- You will have to access this account again in the future.
- It is essential that you save the User ID, email and password.



Part One: Complete and Submit the Application Form

4

Continue with your Application – Confirm your Programme

SMU Global Summer Programme

CONTINUE

Programme Details

I have read and understand the SMU Non-Graduating Program Privacy Statement. [Click Here.](#)

Academic Programme	SMU Global Summer Programme
Academic Load	Full-Time
Term	2023-24 Term 3B
Start Date	17-JUN-2024
Academic Plan	Not Applicable (Default)

Please ignore this start date, it is meant for SMU Term 3B.

GSP 2024 will start on **24 June 2024.**

MODIFY PROGRAM SELECTION

5

Complete your Application – Personal Details

- Ensure that your personal details are accurate.
- Always **SAVE** your application at each section to avoid loss of information.

1
Personal Details
Required

2
Contact Information
Required

3
Educational Work/Experience
Required

4
Supporting Statements
Required

5
Supplementary Information
Required

6
Declaration
Required

Step 1: Personal Details

Personal Details

Name Prefix*	Ms
Full Name*	TAN JIN YI <small>(as shown in the NRIC/Passport)</small>
Family Name/Surname*	TAN <small>(Please indicate dash "-" if you do not have a Family Name/Surname)</small>
Gender*	Female
Date of Birth*	■■■■■■■■■■ (DD/MM/YYYY)
Birth Country*	Singapore
Ethnic Group*	Chinese
Marital Status*	Married
FIN Number	Buddhism
FIN Expiry Date	Singapore Citizen
Pass Type	Singapore
Passport Number*	■■■■■■■■■■ (e.g. S1234567A)
Email Address*	■■■■■■■■■■
Re-enter email address*	■■■■■■■■■■

Thank you for your interest in SMU.

To apply, please proceed to fill in all the application details. Note that an inaccurately completed form will render your entire application invalid.


PREVIOUS **SAVE** **NEXT**

VALIDATE

Part One: Complete and Submit the Application Form

6

Complete your Application – Contact Information



Step 2: Contact Information

Addresses

Home Address

Country*

Postal Code*

House/Bldg No.*

Street Name*

Unit No.

Building Name

Home Address is my mailing address

Phone Numbers

Please provide at least one contact number. For non-Singapore home or mobile numbers, please include the country code and area code.

Home

Mobile

Emergency Contact

Please provide at least one emergency contact.

Emergency Contact 1

Name Primary Contact

Relationship

Contact No. Type

Occupation

Employer

Email Address

Same home address as the applicant

SAVE your application at each section to avoid loss of information.

Part One: Complete and Submit the Application Form

7

Complete your Application – Educational Work/Experience

1 Personal Details Required
2 Contact Information Required
3 Educational Work/Experience Required
4 Supporting Statements Required
5 Supplementary Information Required
6 Declaration Required

Step 3: Educational/Work Experience

Academic Data

*Home University Click on the magnifying glass to access a list of universities.

*Please indicate your current program type

*Program currently enrolled in your Home University

*Present Year of Study

*Overall Grade Point Average / Cumulative Average Point

*Are you required to complete a specific number of course units during your stay at SMU?
 Yes No

*Please indicate the duration of study at SMU.
 The miscellaneous fees payable will be based on the duration selected.
 Choose "One Summer Term"

NOTE:



- If your university is not listed as an option, choose "9994 Other University" and type in the name of your university in the blank field provided.

SAVE your application at each section to avoid loss of information.

Part One: Complete and Submit the Application Form

8

Complete your Application – Supporting Statements





Please upload the following supporting documents **in English**.

- 1**
Personal
Details
Required
- 2**
Contact
Information
Required
- 3**
Educational
Work/Experience
Required
- 4**
Supporting
Statements
Required
- 5**
Supplementary
Information
Required
- 6**
Declaration
Required

Step 4: Supporting Statements

Attachments

Each file attachment should be less than 500KB. We encourage you to upload a pdf document.

Item	Remarks	File Attachments	Remove File
Official Transcript*	Transcripts in foreign language must be translated into English. Please attach your transcripts in one document (no zip files please).	 Photograph_and_Video_Release.pdf	
Passport*	Photocopy of your passport page/s that capture your details.	 SMU_GSP_Brochure_2024.pdf	
TOEFL/IELTS Test Results	Applicants whose medium of instruction in their University is not in English must have taken TOEFL or IELTS. Only results obtained within the last 2 years will be considered.		

1. Latest Official Transcript / AcceptanceLetter from Home University (in English).

2. Passport

Passport must be valid till January 2025 and beyond. If you are renewing your passport, submit your application only after you have the new passport.



Validity must be till Jan 2025 or later

Part One: Complete and Submit the Application Form

- TOEFL or IELTS English Proficiency Certification** (if English is not the main language of instruction in your home university)
Test results must be obtained within the last 2 years at point of application.

← Personal details, picture, date of test and score must be shown clearly.

NOTE:

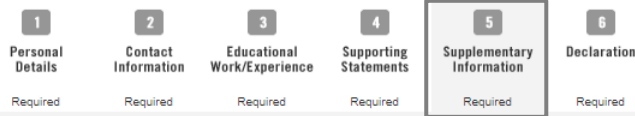
You will not be able to proceed to the next page / submit your application if you did not upload the required documents.

SAVE your application at each section to avoid loss of information.

Part One: Complete and Submit the Application Form

9

Complete your Application – Supplementary Information



Step 5: Supplementary Information

*Financial Support

Please provide at least one financial support.

- Company Sponsorship
- Self Support
- Scholarship/Awards/Fellowship
- Others

If you are a Singaporean intending to utilise the fund in your PSEA, click "Others" and specify PSEA

Supplementary Questions

Do you have any existing or past criminal convictions, reprimands, warnings, police cautions, probationary orders or any pending prosecutions in Singapore courts (including SAF military courts, SPF or SCDF Disciplinary Boards) or courts of law in any other country? Yes No

Have you ever been expelled from an educational institution or suspended for an academic term of more than 3 months? Yes No

If your answer is "Yes" for any of the questions above, please provide more details below.

*How many courses are you taking?

*

NOTE the following:

- *1) Read through the course outline for each course before deciding on your course preferences.
- 2) Consider the workload intensity before deciding on taking 1 or 2 courses.
- 3) Check with your home university on the transfer of course credits for the courses of interest
- 4) Rank courses accordingly in order of preferences. The most top dropdown is your most preferred course, i.e., your first choice. Should your first-choice course be unavailable, the next available course of your choice will be allocated.
- As such, you must indicate a different second-choice course that you are prepared to take.
- 5) Select each course only ONCE. Do not select the same course in all dropdowns.
- 6) For 1 course students:
If your first choice is in Cluster 1 and second choice is in cluster 2, choose "not applicable" in Cluster 1 second choice. You should only have 3 choices of course in total in both clusters.
- 7) For 2 courses students:
Courses in Cluster 1 are held in the morning, and courses in Cluster 2 are held in the afternoon, Singapore time. If you wish to take two courses, you will be allocated one course only in each of the two clusters.
- 8) SMU reserves the right to amend, change or cancel a course at any point of time.
- 9) SMU will endeavour to accommodate applicants with the courses of their choice wherever possible. However, applicants should note that not all requests could be met.

SAVE your application at each section to avoid loss of information.

Part One: Complete and Submit the Application Form

9

Complete your Application – Supplementary Information

Example:

If you are taking **one course only** and your 3 preferred courses are 1st: Asia Pacific Business, 2nd Innovation for Asia's Smart Cities, 3rd: Cyber Threat Intelligence

Cluster 1 - Morning courses : 0815 - 1130HRS (GMT+8)

1st Choice* Asia Pacific Business

2nd Choice Not Applicable

3rd Choice Cyber Threat Intelligence

*Cluster 2 - Afternoon courses : 1300 - 1615HRS (GMT+8)

1st Choice* Not Applicable

2nd Choice Innovation for Asia's Smart Cities

3rd Choice Not Applicable

If you are taking **two courses**, choose **3** preferred courses in **each cluster**.

*If you are a summer exchange student nominated by your home university, please enter the exchange code provided to you.

If you are an agent, please enter the agent code provided to you.

For all other applicants, please enter "NA".

You may only enter one code

Enter a code or NA

*Kindly indicate if you would like to receive information from SMU about its programmes and activities Yes No

SAVE your application at each section to avoid loss of information.

Part One: Complete and Submit the Application Form

9

Complete your Application – Supplementary Information

*Why have you chosen to come to SMU for your exchange/summer/visiting program?

- Courses On Offer
- Culture of Country
- Advice of faculty members
- Family/Friends
- Language
- Reputation of the Institution
- Met returned exchange student
- Met students from Institutions
- Have visited before
- Others

*Special Needs

We seek your help to inform us if you have a disability, impairment or long-term medical condition (e.g. impairment of hearing, vision, speech, medical, mobility, or mental ailments or any other form of physical condition). Such information provided will assist SMU in monitoring and improving services to our students.

IMPORTANT: If you do require special assistance or facilities while studying at SMU, you must write to Disability Support Services at dss@smu.edu.sg, so that we can discuss your particular needs.

Yes No

Special Need/Condition

If you require special assistance, please highlight your condition(s).

- SMU provides facilities, care and services for students with special needs or disabilities to support their well-being while studying at SMU.
- Visit SMU's [Mrs Wong Kwok Leong Student Wellness Centre](#) to find out more.

SAVE your application at each section to avoid loss of information.

Part One: Complete and Submit the Application Form

10

Complete your Application – Declaration

- IMPORTANT**
- Ensure all information is correct, and all supporting documents required are uploaded.
 - Once the application has been submitted, you will **not** be able to edit your application.



Step 6: Declaration

Declaration

Please verify that your details and choices are correctly entered by clicking on PREV button or click on the Steps above before proceeding to submit. Note that you will not be able to make changes to your application form after submission.

You have indicated that you are applying from the following location:

- EU, Iceland, Lichtenstein, Norway or the UK
 Non EU

Indicate accordingly

(Please amend the selection if your location has changed.)

It is essential that you have read and understood your obligations and responsibilities, as well as SMU's rights, before you declare your acceptance by clicking on the I Agree button below.

I have read the Photograph & Video Release ([download form](#)), I fully understand it, and agree to be bound by it.

Please read through the Photograph & Video Release

I declare that all the information I have given in this application is true and correct.

I understand that SMU reserves the right to reject my application.

I must inform the SMU Centre for Global Education and Opportunities immediately by email if there is any change to the information given in this application.

I agree to pay all fees within the stipulated deadline if I am successful in my application. I shall be fully responsible for the administrative withdrawal if I failed to comply with the provisions of deadline and payment and I acknowledge that all paid fees are non-refundable.

I acknowledge that I am fully responsible for all GSP related costs such as course materials, accommodation, and transport etc.

I recognise that by participating in the SMU Global Summer Programme, I commit myself to behave according to both host and home universities' rules and regulations.

I understand that upon clicking I Agree, I have to proceed to the payment page (use Application Guide) and make payment of 150 SGD application fee before this application will be processed.

I Agree

27/12/2023 3:55PM

SUBMIT

1 Personal Details
 2 Contact Information
 3 Educational Work/Experience
 4 Supporting Statements
 5 Supplementary Information
 6 Declaration

Upon clicking yes, an application fee of SGD 150 will be chargeable. All applications will be considered only after payment has been made.

I must inform the International Office immediately by email if there is any change to the information given in this application.

I agree to pay the administrative fee and I am fully responsible for paying the application fee.

I recognise that by participating in the SMU Global Summer Programme, I commit myself to behave according to both host and home universities' rules and regulations.

Message
 Upon clicking Yes, you will be submitting your application. Do you want to proceed? (32701,47)

Yes No

SUBMIT

Part One: Complete and Submit the Application Form

11

Application Submission – Acknowledgement

The acknowledgement page shown after submitting indicates the application has been submitted.

Acknowledgement

Your Application Number is: [REDACTED]
[REDACTED]
Passport: [REDACTED]
Programme: SMU Global Summer Programme
Tel (Home): [REDACTED]
Tel (Mobile): [REDACTED]
Email Address: [REDACTED]

IMPORTANT



- Your application will only be processed **after** the SGD 150 application fee payment.
- See next page to Complete Part Two: Application Fee Payment.

Part Two: Application Fee Payment

Application Fee Payment

IMPORTANT

Application submission will only be processed **after** the SGD 150 application fee payment.

Follow the steps below to access Self-Service functions for payment.

A.

Login to [Applicant's Self Service](#) using the set of User ID (xxxx.apply) and password that you created for submission of the Online Application Form.

Or

Click on applicant's self service functions if you have not logged out after application form submission. See image below.

APPLICANT'S SELF SERVICE FUNCTIONS

You may use the applicant's self service functions to do the following. You need your User ID and Password to access these functions.

- Update your address, contact information and email address.
- Change your password.
- Upload your photograph.
- View submitted application.
- View application status.
- Make online credit card payment for application fee / registration fee / miscellaneous fee, if applicable.
- View status of your payment.

[To access Self Service functions, please click here](#)

B.

In ISIS, select: "Self Service" -> "Student Admission" -> "Make Online Payment"

The screenshot shows the ISIS interface. At the top, there are 'Favorites' and 'Main Menu' dropdowns. Below them is the 'Integrated Student Information System' header with the SMU logo. A 'Menu' dropdown is open, showing a tree structure:

- Self Service
 - Campus Personal Information
 - Student Admission
 - Upload Photo
 - View Submitted Application
 - View Application Status
 - Make Online Payment
 - View Payment Status
 - Online Matriculation
 - AWS Service Tester
 - Review Transactions
 - Manage Delegation

Red arrows point to 'Self Service', 'Student Admission', and 'Make Online Payment'. 'Make Online Payment' is highlighted in yellow.

Part Two: Application Fee Payment

C.

Fill in all **details below** and click "Pay Fee", to proceed.

Make Online Payment

This page may take a few minutes to load due to heavy traffic.

All fees paid are non-refundable and non-transferable

Academic Career Code:

Academic Program:

Application Number: GSP

Fee Type:

Amount to Pay: 150.00

Amount Paid: 0.00

Amount Due: 150.00

***** Please read this message before making payment. *****

You will be redirected immediately to an external payment page in a new pop-up window when you click on the "Pay Fee" button.

Some users may experience problems with pop-up blockers during payment.

Please ensure that the pop-up blocker is disabled in your browser settings now, before proceeding.

Click [here](#) for the pop-up blocker FAQ.

If your payment transaction was not successful, please click [here](#) for FAQ on Payment Response.

All fees paid are non-refundable and non-transferable.

Please click Next if you wish to make an online payment now.

PAY FEE

Part Two: Application Fee Payment

D. Key in your **payment details** and proceed with payment.

- The fee is quoted in Singapore dollars (SGD) and has included the 9% Singapore Goods and Services Tax.
- All payment is to be made online via **Mastercard or Visa** only.
- After payment has been made, save a copy of your receipt.

The screenshot shows a payment interface with three tabs: 'Payment', 'Review', and 'Receipt'. The 'Receipt' tab is circled in red. Below the tabs, there are two main sections: 'Payment Details' and 'Your Order'.

Payment Details (marked as required fields):

- Card Type ***: Radio buttons for Visa and Mastercard.
- Card Number ***: Input field.
- Expiration Date ***: Two dropdown menus for month and year.
- CVN ***: Input field with a note: "This code is a three or four digit number printed on the back or front of credit cards." and a small image of a card.
- Next**: Button.
- Cancel Order**: Link.

Your Order:

- Total amount**: SGD 150.00

IMPORTANT



- All applications will only be processed after the application fee payment is made.
- You will be informed about the outcome of your application via email 3 to 7 working days after the submission of application fee payment.
- Email to smusummer@smu.edu.sg with your full name stated should you encounter any errors.

Important Administrative Dates

The table provides an overview of all Administrative Dates & Actions.

Please ensure your availability and ability to commit to the following dates.

Dates are subject to change.

Guidance to each step will be released in stages for successful applicants.

Failure to complete any action by deadline may result in administrative withdrawal.

Dates / Deadlines	Administrative Actions
15 April	<ul style="list-style-type: none"> GSP 2024 Application deadline
After application submission	<ul style="list-style-type: none"> Make SGD150 application fee payment (non-refundable)
5 days within SMU's email of conditional offer	<ul style="list-style-type: none"> Reply email on course acceptance and make payment of SGD230 miscellaneous fees (non-refundable) Make payment of SGD1,000 deposit (only for fee-paying students)
24 to 28 April	<ul style="list-style-type: none"> Student's pass application in SOLAR and make payment of student visa processing fee to ICA (non-refundable), if applicable *
2 weeks from date of student pass application	<ul style="list-style-type: none"> Check student's pass / visa application status, if applicable * [If approved] Book appointment for student pass collection at ICA Building and make student visa issuance fee payment to ICA (non-refundable)
27 to 29 May	<ul style="list-style-type: none"> Completion of the online matriculation and submission of an ID photo
3 to 9 June	<ul style="list-style-type: none"> Completion of Activity Survey
10 to 14 June	<ul style="list-style-type: none"> Make payment for balance tuition fee (only for fee-paying students)
Prior to 24 June	<ul style="list-style-type: none"> Completion of student pass formalities at ICA and collection of student pass, if applicable *
24 June	<ul style="list-style-type: none"> Orientation (Mandatory)
24 June or 3 July	<ul style="list-style-type: none"> Collection of SMU student card (Students requiring a Student's Pass issued by ICA must present it during collection)
19 July	<ul style="list-style-type: none"> Farewell Party
22 July to 11 August	<ul style="list-style-type: none"> Post-programme survey (Mandatory)
26 July	<ul style="list-style-type: none"> Results release Expiration of Student's Pass (stay in Singapore only allowed with valid pass)
Mid September	<ul style="list-style-type: none"> Digital transcript emailed directly to student's SMU campus email.

* Students taking 2 courses or requiring an entry visa into Singapore must apply for a Student's Pass.

Please note that information is subject to change without prior notice.